



District Report Card: 2017


State: Tamil Nadu	District: Tiruvannamalai
Class: 5	Subject: Language
Schools: 61	Students: 1046


Participation/Coverage


Students

GENDER 	Boys		Girls	
	Number	%	Number	%
	557	53.25	489	46.75

AREA 	Rural		Urban	
	Number	%	Number	%
	890	85.09	156	14.91

CATEGORY 	SC		ST		OBC		GEN	
	Number	%	Number	%	Number	%	Number	%
	342	32.70	38	3.63	643	61.47	23	2.20

CWSN 	LD	VI	HI	S&LD	ID	Oth
	4	1	0	2	5	1

Management 	Government		Government-aided	
	Number	%	Number	%
	888	84.89	158	15.11

Average Performance of Students in Language (%)

Overall	Gender		Area		Management		Social Group			
	Male	Female	Rural	Urban	Govt.	Aided	SC	ST	OBC	GEN
57.15	56.06	58.39	56.91	58.50	56.30	61.94	55.46	57.19	58.02	57.97

Performance on Learning Outcomes (LOs)

Learning Outcomes	Description	Average Performance(%)
L504	Reads and comprehends independently storybooks, news items/ headlines, advertisements etc.	57.07
L508	Reads text with comprehension, locates details and sequence of events	57.19

Range of Performance of Students who Answered Correctly							
Below 30%		30% - 50%		50% - 75%		Above 75%	
Number	%	Number	%	Number	%	Number	%
124	11.85	281	26.86	428	40.92	213	20.36

Lowest Performing Learning Outcomes (LOs)

- 1 - Reads and comprehends independently storybooks, news items/ headlines, advertisements etc. (57.07)
- 2 - Reads text with comprehension, locates details and sequence of events (57.19)